



IP66

280KG Waterproof Electromagnetic lock

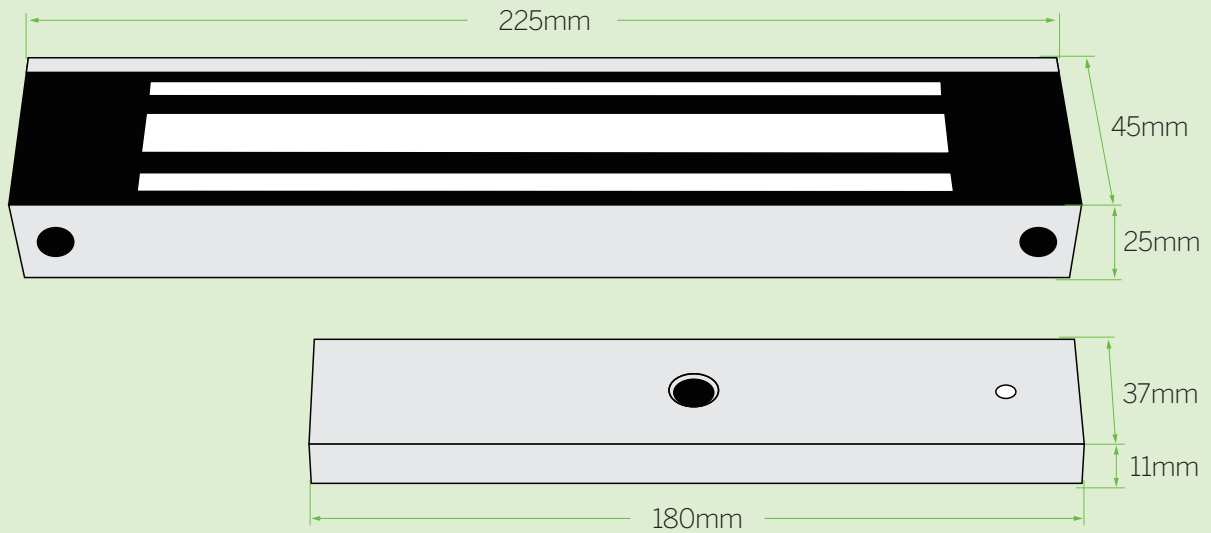


EL-W600

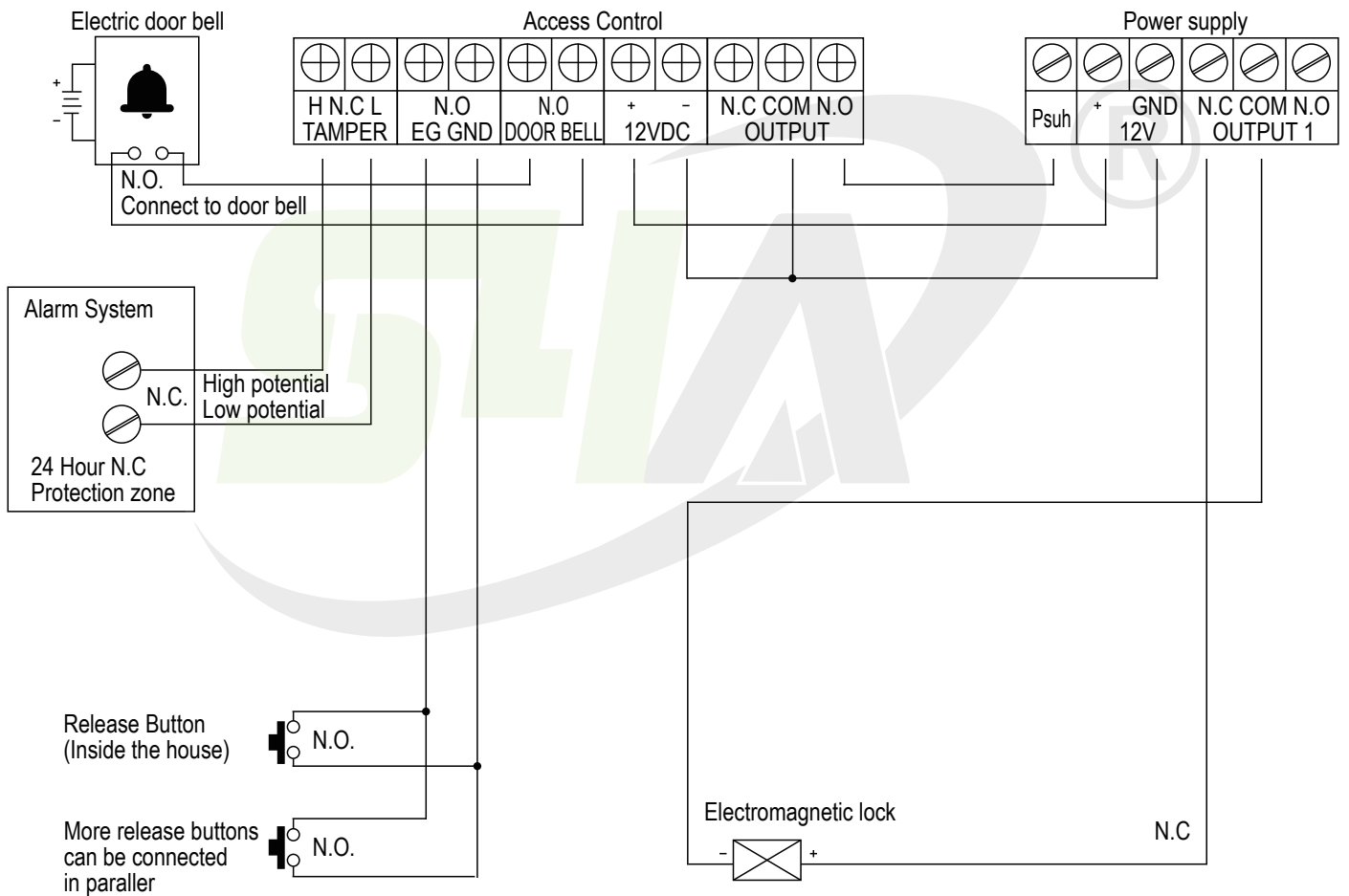
Specifications

EL-W600 2 Wires	DC12V
EL-W600 4 Wires	12V & 24V adjustable
EL-W600 7 Wires	12V & 24V adjustable and door sensor function, NO/NC/COM
Lock Size	225Lx45Wx25H(mm)
Armature Plate	180Lx37Wx11H(mm)
Holding Force	280kg (600Lbs)
Voltage	DC12V or DC24V (adjustable)
Current Draw	12V/500mA 24V/250mA
Optional Bracket	LZ-W600
Suitable for	Wooden door, Glass door, Metal door, Fireproof door
Signal Output	Need to order EL-W600S
Surface Temp	≤20°C
Operating Temp	-10°C ~ 55°C (14°F-131°F)
Suitable Humidity	0~90%(non-condensing)
Finishes for Shell	Anodized aluminum
Finishes for Magnetic	Zinc
Finishes for Armature	Zinc
Weight	2.5kg

Dimensions



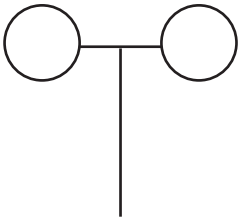
Wiring diagram



EL-W600 series, how to adjust 12V and 24V?

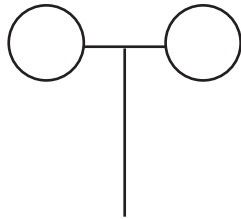
DC12V		DC24V		
Brown+Green	Yellow+Blue	Green+Yellow	Brown	Yellow
12V+	12V-		24V+	24V-

brown green



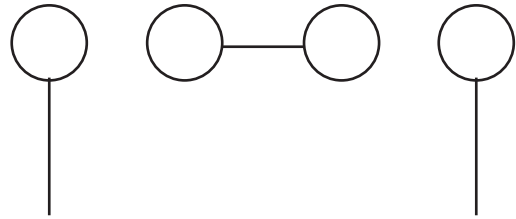
12V+

yellow blue



12V-

brown green yellow blue



24V+

24V-



S4A website

S4A INDUSTRIAL CO.LIMITED www.s4a-access.com E-mail:sales@s4a-access.com

Address:Building One,Jinfanghua Industrial Zone,Bantian St. Longgang Dist,Shenzhen,PRC.